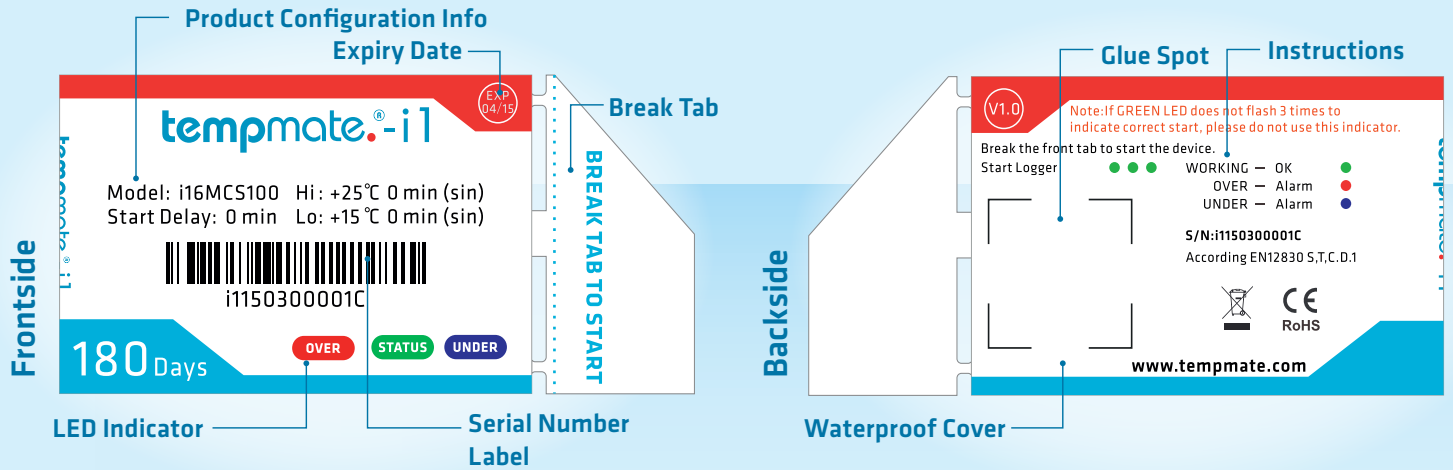
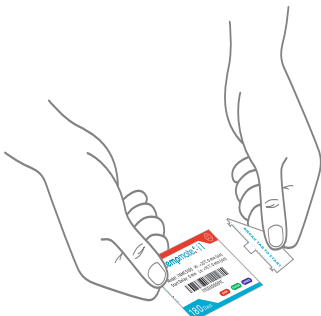


User Manual – tempmate®-i1

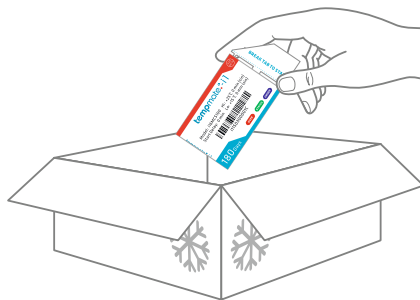
Single-Use Temperature Indicator for Cold Chain Temperature Monitoring



Operation Instructions



01 Break the tab to start the device – notice that the green LED flashes three times to indicate a correct start.



02 Attach the started **tempmate®-i1** to your shipment.

- STATUS** Ok
- UNDER** Lower threshold breached
- OVER** Upper threshold breached

03 Check the status after receiving the goods.

Using Notes

- ⚠ Take care of the expiry date
- ⚠ Don't hold the indicator too long in your hand (false alarm through self-heating)
- ⚠ Before using, cool or heat the indicator to operating temperature
- ⚠ The indicator can only be started, not stopped
- ⚠ Only for disposable use

tempmate.com



Easy handling



EN 12830 compliant



GDP compliant



German Quality



IP 67 protected



Temperature –20°C to +50°C

